

# **The Internet and Job Search**

**Betsey Stevenson**

*The Wharton School, University of Pennsylvania*

This Version: January 2008

## **Abstract**

This paper examines how the Internet has impacted job search behavior. Examining those who use the Internet for job seeking purposes, I show that the vast majority are currently employed. These employed job seekers are more likely to leave their current employer and are more likely to make an employment-to-employment transition. Examining the unemployed, I find that over the past ten years the variety of job search methods used by the unemployed has increased and job search behavior has become more extensive. Furthermore, the Internet has led to reallocation of effort among various job search activities.

This project has drawn on the advice of many generous friends and colleagues, including Susanto Basu, Peter Cappelli, Stefano Della Vigna, Chris Foote, Richard Freeman, Claudia Goldin, Austin Goolsbee, Caroline Minter Hoxby, Lawrence Katz, Ulrike Malmendier, Todd Sinai, and Justin Wolfers. Thanks also to seminar audiences at the American Economic Association meetings, the European Summer Symposium in Labor Economics, the Society of Labor Economists, Harvard University, Stanford GSB, The Federal Reserve Banks of San Francisco and St. Louis, and Kellogg. Rohak Doshi and Adam Isen provided excellent research assistance. All remaining errors are my own. Generous funding from the Wharton eBusiness Initiative (WeBI) and the Zell/Lurie Real Estate Center is gratefully acknowledged. And a special thanks to Michael Gazala, Charlene Li, and others at Forrester Research for providing access to their confidential data.

## 1. Introduction

As dot-coms proliferated and at home Internet use sky-rocketed, many economists began to speculate on how this new technology would change the labor market. In 2000 Alan Krueger wrote that “The Internet is rapidly changing the way workers search for jobs and employers recruit workers... [with] significant implications for unemployment, pay, and productivity.” Autor (2000) outlines several of the ways in which the Internet might improve matching and provides evidence on the use of the Internet for job search. In the ensuing years the Internet has become an important part of people’s lives and jobs: in 2004 73% of households had access to the Internet and 58% and 28% of adults used the Internet at home and work, respectively.<sup>1</sup> Yet, we still know very little about how the Internet has impacted job search and employment.

This research focuses on how the Internet may be changing job search activities. For workers, the Internet may reduce the cost of acquiring information about jobs both by impacting how workers learn about job openings and how they respond to openings. Job posting boards are one of the clearest ways in which the Internet has increased information about available jobs; however these boards are a small part of the Internet’s impact on employment information. Beyond learning that a job opening exists, it is possible for a job seeker to glean information about the characteristics of the job and the firm. Information exists not only in a job posting, but through company web sites and other external sites that provide information about the industry or even the particular firm. Websites such as [vault.com](http://vault.com) provide detailed information about salaries and work environments including salary ranges for various positions at specific companies. In addition, many sites allow current and former employees to anonymously discuss

---

<sup>1</sup> Data calculated from Forrester Research’s 2005 Technographics Benchmark. 86% of those who use the Internet at work also use the Internet at home; however the majority (59%) of those who use the Internet at home don’t have access at work.

or provide information about corporate culture and work life. Beyond the web, email is a vital part of how the Internet has potentially changed job search. Indeed, through the use of email, personal networks may be a complement to the Internet allowing workers to learn about openings or let others know that they are seeking a new position. Having learned about a position or a company, the Internet facilitates applying for openings and communicating with potential employers as these things can be done 24 hours a day, without ever leaving one's home or work desk.

Workers have turned to the Web to take advantage of this new wealth of employment information with more than one in four online adults visiting job or career information sites in 2004.<sup>2</sup> And workers believe that the Internet is helping them find jobs. Figure 1 shows that among those that found a job in mid-2002 22% credited the Internet as the primary means by which they found their job. A little over half of those citing the Internet pointed to a posting on a general job board, while the rest said that specialty job search engines or company Web sites had been their primary source for finding their most recent job. Furthermore, while more people said that newspaper ads and personal referrals were effective methods of job search; over half of those surveyed felt that the Internet was an effective method of job search.

These survey responses indicate that workers are integrating online job search into their regular search process. This research examines how job search behavior has changed in the wake of the Internet. The paper proceeds as follows: the first section starts by examining growth in online usage and Internet-based job search using data from the 1998, 2001, and 2003 CPS Computer and Internet Use Supplements. The next section considers how the availability of the

---

<sup>2</sup> Data are from Forrester Research's 2005 Technographics Benchmark. Individuals who use the Internet were asked how often they use certain types of Web sites. This data is comparable to that found using the 1998, 2000, and 2001 CPS Computer Supplements which finds that among those with Internet access, online job search is used by a fifth of the employed and over half of the unemployed.

Internet has impacted the type of job search activity undertaken by the unemployed examining trends in these activities over time. This research demonstrates that over the past ten years the variety of job search methods used by the unemployed has increased and then examines the relationship between changes in job search activity by the unemployed over time and across states with changes in state-level annual Internet penetration rates. The latter approach demonstrates that the Internet is associated with a reallocation of effort among various job search activities and that job search activity grows as a state's Internet penetration rate expands. In particular, higher Internet penetration is associated with a significantly higher probability of contacting an employer directly—potentially highlighting the role of email in job search. The last section considers the relationship between Internet job search and employment outcomes for on-the-job online job searchers. Using the longitudinal aspect of the CPS, I follow employed workers in the CPS Computer Supplements and find that those using the Internet to search for a job online are more likely to have left their employer one month later. Examining access to the Internet rather than job search per se reveals that, conditional on observable predictors of Internet use, those who use the Internet are more likely to have changed jobs.

## **2. Descriptive Statistics**

The December 1998, September 2001, and October 2003 Current Population Statistics (CPS) Computer and Internet Use Supplements ask respondents about their and their households' computer and Internet use in addition to the usual battery of employment questions. These data reveal that online job search has grown rapidly among the employed, unemployed, and even those not in the labor force. Panel A of Table 1 shows that in 1998 5.7% of adults searched online for jobs, rising to 11.5% by 2003.

Much of the increase in online job search during this period was due to the rise in access to the Internet: the total share of those online using the Internet to search for a job was unchanged between 1998 and 2001. In both 1998 and 2001, among those online, over half of the unemployed, 17% of the employed, and 10% of those out of the labor force engaged in online job search. Between 2001 and 2003 the increase in online job search activity was somewhat greater than the increase in Internet usage overall and in 2003 nearly a fifth of those online reported engaging in job search activities on the web including nearly two-thirds of the online unemployed and a fifth of the online employed.

Panel B of Table 1 shows descriptive statistics for home and total online usage among the employed, unemployed, and those not in the labor force for 2003. Total access to the Internet is greater than home access for all groups. The non-home access comes from a variety of sources and raises access for the unemployed and employed by 12 and 14 percentage points respectively. It is worth noting that access to the Internet through work drives very little of the difference between the Internet access of the employed and unemployed. More than 80% of the employed in 2003 who have regular Internet access at work also have access at home, however the opposite is not true: many people who get access through home do not have access at work.

Among those employed, 57.3% used the Internet at home and 13.7% searched for a job online. While only 46.5% of the unemployed have online access at home, they are much more likely to search for work online (37.8%). However, the large difference in the stock of the employed relative to the unemployed means that the unemployed are a very small share of online job searchers. In 2003, the unemployed represented only 11% of those searching for a job online, a similar share to those not in the labor force (who comprised 12%). The majority, 77% of those searching for a job online, are currently employed. These descriptive statistics illustrate

the importance of the employed in assessing the potential overall effect of the Internet on job matching.

Among Internet users there is surprisingly little heterogeneity between demographic groups in the tendency to use the Internet to search for a job. Table 2 shows the proportions of different demographic groups searching for a job online and then shows the proportion searching for jobs online among those with Internet access. Among those online, income, age, race, and gender differences are only minor for those unemployed. The differences among the employed likely reflect differences in general search activity. For instance, among the employed the young are more likely to search for a job with 28% percent of employed, online individuals aged 25 to 30 searching for a job online. Similarly, among those not in the labor force the percent using the Internet to search for a job falls sharply with age. Among adults under 30 years old, 15% of those out of the labor force reported using the Internet to gather job information compared with only 1% of those over age 65, indicating that Internet job search is positively correlated with the likelihood of a person transitioning from out of the labor force to employment (or unemployment).

Those with more education and income have greater access to the Internet; as such, Internet job search rises with education and income. However, after conditioning on access to the Internet there is little relationship between income and job search. Among the online employed, job search falls slightly with income; that pattern is not seen among the online unemployed perhaps suggesting that higher income employed individuals are less likely to use the Internet to search for a job because they are more likely to be in a better match or to have built up job-specific human capital. In contrast, a positive relationship remains for Internet job search and education among those using the Internet, perhaps indicating that the Internet is more

valuable as a tool for job search among the highly educated. However, it may also be that those with more education have a greater underlying tendency to engage in job search activities whether online or off. Finally, it is worth noting that blacks who are employed or not in the labor force are more likely than employed whites to search for a job online conditional on having access to the Internet.

### **3. Job Search by the Unemployed**

We now turn to asking whether job search activity has changed as a result of the Internet. By making it cheaper to apply for jobs and to find job ads, the Internet should cause people to engage in these activities. As such, we should expect an increase in search intensity for job search activities that are made cheaper by the Internet. However, while “search intensity” has a clear meaning in matching models, we lack a good empirical counterpart for this concept. Theory has less clear implications for easily measured job search metrics. For instance, time spent searching for a job may either increase or decrease depending on the elasticity of substitution between job search and other activities. The most readily available data covering the period of rapid Internet adoption measures job search activity at the extensive margin—the number of search activities in which a person engages. Whether the Internet causes individuals to search more or less extensively depends on the relative price changes of the different job search methods. For example, if emailing friends and contacts is now much easier than before, individuals may decide to forgo another activity such as contacting a union or professional organization.

Over the relevant time period—1994 through 2003—the monthly CPS consistently captures the types of job search activities undertaken by the unemployed. Specifically, the

unemployed are asked to list all the things that they have done in the previous four weeks to look for a job. The categories do not include Internet job search, but they don't exclude them either. For example, the category "submitted resume" could apply to electronic submission and those who "looked at job ads" could have done so via online or newsprint advertisements.

The Internet is likely to have changed job search at the extensive margin if either Internet search makes methods more complementary—for example if reading job ads online makes you more likely to submit resumes because it can be easily done electronically—or if Internet search changes the relative costs of different job search methods. Looking at the US as a whole, Figure 2 shows that there has been a steady and significant increase in job search by the unemployed—at least at the extensive margin—over the past decade. The national unemployment rate falls through much of the period, hitting a low-point in 2000 and rising for the next few years. In contrast, the average number of search methods rises not only through the recent downturn but also through the long boom.<sup>3</sup> In contrast to what would be expected given the changes in the broader economy over the period, the percentage of the unemployed who sent out a resume in the previous four weeks rose from 36% in 1994 to 48% at the peak of the boom in 2000, and continued to rise to 55% in 2003 as unemployment rose. Similarly, the proportion looking at job ads rose from 17% to 23% and ultimately 30% over the same period. Moreover, the anonymity of the Web does not appear to be being replacing traditional networking, as the percentage of the unemployed contacting friends or relatives went from 16% to 19% over the period.

To gain further insight into whether the growth in the Internet was associated with these changes in job search behavior we turn to examining how job search behavior changed across states as Internet penetration in states grew. States adopted the Internet differentially, with some states growing quickly early on, while others had larger growth several years later. Proprietary

---

<sup>3</sup> Blau and Robbins (1990) show that individuals search more extensively with high unemployment.



data obtained from Forrester Research provides data from large annual surveys on whether an individual is actively online (defined as accessing the Web at least 3 times in the past 3 months). While the online usage rates calculated from the Forrester data are quite similar to online usage rates calculated from the CPS Computer and Internet Use Supplements, the Forrester data provide a longer time period over which to examine online access and to look at job search behavior. The Forrester surveys commenced in 1997 and contain roughly 100,000 respondents per year through 2001 and 60,000 per year thereafter. Additionally, Forrester captures retrospective information about when a person first went online allowing data to be constructed back to 1994. I combine current and retrospective data from these surveys to measure annual state online penetration rates.<sup>4</sup> Measurements for 1992 and 1993 are interpolated following Goolsbee and Brown (2002).<sup>5</sup> Prior to 1992, Internet penetration, while unmeasured, is effectively zero. Table 3 shows the mean, standard deviation, minimum, and maximum of state online penetration rates defined to include those who regularly used the Internet.<sup>6</sup> By 2002 70% of the US used the Internet, but this varied from 53% to 80% across states.

Using the growth in the Internet over time across states we can examine the relationship between changes in job search behavior in a given state-year with changes in access to the Internet in that state-year as measured by the change in the proportion of the population using the Internet in that state-year. Table 3 reports the results of the following regression run for each search method:<sup>7</sup>

---

<sup>4</sup> Forrester provides data for 48 states plus the District of Columbia, omitting Hawaii and Alaska from their surveys.

<sup>5</sup> Brown and Goolsbee (2002) calculated rates for 1992 and 1993 by scaling 1994 online usage by the overall rate of growth of domain names. I applied their scaling to my estimates of 1994 online usage; my estimate differs from theirs because I obtained access to a larger set of surveys.

<sup>6</sup> Those who regularly use the Internet can do so either at home or work, but much of the variation occurs because of differences across states in home use.

<sup>7</sup> State demographic characteristics include the proportion of the population who are white, female, married, ages 18 to 30, ages 30 to 50, ages 50 to 65, over age 65, and the share by years of education completed for those with less than 12, 12, 13-15, 16, and 17-20

$$\begin{aligned} \% \text{ of unemployed using job search method } j_{s,t} = & \beta \text{ Online Penetration}_{s,t} + \sum_{i=0}^2 \mu_i \text{ unemployment rate}_{s,t-i} \\ & + \sum_k \phi_k \text{ State demographic characteristics}_{s,t}^k + \psi \% \text{ of workers in large firms}_{s,t} + \sum_s \eta_s \text{ State}_s + \varepsilon_{s,t} \end{aligned}$$

where  $\beta$  is the coefficient of interest and online penetration is a measure of annual average online use across states. These regressions show that each type of job search method became more popular as Internet penetration deepened. All methods had large, statistically significant increases: a change from no Internet to 50% Internet penetration is associated with a 15% increase in the probability of sending out a resume, a 37% increase in the probability of looking at job ads, a nearly 50% increase in the probability of contacting a private employment agency, a 37% increase in the probability of looking at job ads, and a two-thirds increase in “other active search.” Summing all search methods shows that on average the unemployed have used two of the methods queried. As expected given the increase shown over the period for all search methods, estimating the above equation with total search methods as the dependent variable shows a statistically significant and large increase in the extensiveness of job search. Figure 2 showed that search increased both during the boom and following the bust. A similar result is found by estimating the regressions shown in Column B separately for the period before 2000 and after 2000.<sup>8</sup>

Column C adds year fixed effects to the previously run regressions. These results show that the effects in Column B are largely identified off of the aggregate time series variation: controlling for year fixed effects yields more imprecise estimates—standard errors triple or quadruple in most cases. The within state variation yields a less clear story but suggests that perhaps relative prices of the different search methods have changed. Two of the job search

---

<sup>8</sup> Results are available from the author.

methods—contacting an employer directly, and other active search—remain statistically significant and positive. Furthermore, the point estimate is now 4 times larger for contacting an employer directly. Because contacting an employer directly is the most common method of job search used and because previous studies have found that direct employer contact generates the most offers, this change alone could potentially have a large impact on job search activity.<sup>9</sup> It is also worth highlighting that one aspect of access to the Internet is email. Indeed the primary activity that people do when they first get access to the Internet is to use it for email. Moreover, email reduces the cost of contacting an employer directly.

The two methods that show a statistically significant decrease in activity—sending out resumes or answering ads—suggest that increased search is also leading to increased selectivity by the unemployed. Alternatively, given relative price changes, it is possible that this pattern simply reflects changing marginal costs with workers increasingly contacting an employer directly rather than sending in a resume.

Using variation in states' adoption of the Internet over time raises questions about what is driving the variation and with what else it might be correlated. For example, if people get access to the Internet at home as a spill-over from firms adopting the Internet in their area then job search activity may change along with Internet growth simply as a result of labor market changes associated with industry technology adoption. Similarly, states' business cycles may drive variation in the growth of Internet penetration and thus any relationship between Internet growth and job search behavioral changes may simply reflect variation in regional business cycles.

Stevenson (2007) addresses the first concern by comparing the adoption of the Internet by consumers with that by firms and finds that while adoption by both consumers and firms has

---

<sup>9</sup> As in the CPS data presented here, Blau and Robins (1990) find that the most frequently used method of job search is direct employer contact and that this method generates the most employment offers.

occurred at a rapid pace, the adoption patterns have not been at all similar.<sup>10</sup> The second concern is partially addressed by the control variables, however an alternative is to instrument for Internet growth. Following Stevenson (2007), I use a linear combination of state ownership rates of automatic washing machines and telephones in 1960 interacted with year effects to instrument for online access. Automatic washing machine and telephone adoption rates in 1960 are a powerful predictor of Internet penetration rates in 2000, as can be seen in Figure 3. While the characteristics in states that lead to these different adoption patterns might themselves be correlated with employment outcomes, the fact that these characteristics have been stable over the past 45 years suggests that the inclusion of state-fixed effects will control for this endogenous relationship. Plausibly exogenous identification comes from the *interaction* of the fixed state characteristics predicting adoption and the annual average diffusion.

Columns D and E replace the OLS estimates in columns B and C with instrumental variables estimates. The first stage uses the ownership rates of automatic washers and telephones in the 1960s interacted with year fixed effects as a plausible exogenous predictor for state online penetration growth, the results of which are shown in Appendix Table 1. Instrumenting yields estimates that are qualitatively similar. As in column B, the specification including year fixed effects is less precisely measured and, in most cases, we can reject neither a zero effect, nor the large effects estimated in columns B and D. However, in both specifications there is an economically and statistically significant increase in the number of search methods used by the unemployed. Overall the IV regressions suggest that the Internet has led the unemployed to increase total job search activity at least at the extensive margin, while it also led the unemployed to reallocate effort among various job search activities.

---

<sup>10</sup> Data on commercial penetration refer to the measure of commercial participation developed in Forman, Goldfarb, and Greenstein (2002).

#### **4. Employment Flows for Job Seekers**

While the previous section explored the job search behavior of the unemployed, most online job search is done by the currently employed. Unfortunately, data do not permit a similar analysis for job search activities among the employed. However, the longitudinal component of the CPS allows employment outcomes to be examined following the reporting of using the Internet to search for employment. I followed all people who were employed in the August 2000 and September 2001 Supplements into the September 2000 and October 2001 monthly surveys, respectively.<sup>11</sup> The CPS (since 1994) employs a dependent interviewing technique in which interviewees are read back their employment details from the preceding month and asked to confirm them. These questions allow employment flows to be calculated including identifying those who switched employers.

Table 5 shows the one-month employment flows of those employed in August 2000 and September 2001 broken into those who had searched for a job online in the previous month and those who had not. The first column reports results for the 88.7% who had not searched for a job online in the preceding month: 93.3% are employed in the same job one month later, 2.7% are employed with a new employer, 1.0% are unemployed, and 2.9% are no longer in the labor force. The second column shows the employment flows for the 11.3% of workers who were looking for a job online in the first month: 91.2% are employed in the same job one month later, 4.5% are employed with a new employer, 1.9% are unemployed, and 2.4% are no longer in the labor force.

---

<sup>11</sup> While the survey is designed to be able to follow 75%, roughly only 95% of the 75% can actually be matched from one month to the next. For more information on matching in the CPS see Madrian and Lefgren (1999). Details about the match used in this paper are available from the author by request.

Comparing the first two columns in Table 5 reveals that those who were searching for a job online were more likely to change jobs and more likely to become unemployed. However, this comparison ignores the counterfactual of offline job search. To compare online on-the-job search the counterfactual of any on-the-job search we turn to the February 2001 CPS Contingent Worker Supplement.<sup>12</sup> Workers in the February 2001 supplement are matched to the March 2001 CPS and their employment status one month later is shown in the third and fourth columns of Table 2. The third column shows employment flows for the 95.3% of workers who were not engaged in on-the-job search: 95.3% are employed in the same job one month later, 1.8% are employed with a new employer, 0.9% are unemployed, and 1.9% are no longer in the labor force. While these results are similar to those found for workers who had not engaged in online on-the-job search, striking differences arise in the fourth column when examining employment flows for the 4.7% of workers who were seeking a job the previous period.<sup>13</sup> Among these seekers, only 83.9% remained with their previous month's employment, 9.5% were employed with a new employer, 3.7% were unemployed, and 2.9% were no longer in the labor force.

More than twice as many workers engage in online on-the-job search compared with traditional measures of search, however, a smaller percent of those engaging in on-the-job search have left their employer one-month later compared with those engaging in traditional on-the-job search. The outcomes for both online and traditional on-the-job seekers indicate that workers who are searching for a new job while employed have a preference for changing jobs. They may have personal reasons for wanting a change or have private (or at least unobservable to the

---

<sup>12</sup> Fallick and Fleischman (2004) use the Contingent Worker Supplements to examine the difference in employer flows for those who engage in offline on-the-job search. This table follows their examination in Table 6 of the 1997 & 1999 Contingent Worker Supplements.

<sup>13</sup> The contingent worker surveys use similar definitions as the monthly CPS uses to assess unemployed job search activity. The questions are not designed to capture method of action (for instance, emailing versus postal mailing of resumes).

econometrician) information about the likelihood of their job continuing. Indeed, the large percentage of those engaging in traditional on-the-job search who end up unemployed suggest that some of these job seekers are adversely selected in that they are more likely to experience an unemployment shock than is the average worker. This increased likelihood of unemployment is also seen for the online on-the-job searchers, although to a smaller extent.

The difficulty with looking at workers who are searching online is that there is no direct way to measure the counterfactual – what would have happened had they not been able to search online. Indeed, while the previous comparison did not rule out online job search for those engaged in traditional job search it is not possible to identify those who are using the Internet to search separately from those who are not. Ideally, one would want to measure both offline on-the-job search and Internet based on-the-job search and compare employment outcomes for the two groups. One way to get around this is simply to compare employment outcomes for those who use the Internet with those who do not. To the extent that Internet use is itself uncorrelated with the unobserved characteristics that cause on-the-job search (such as private information about current match quality or personal preference to change jobs), then comparing employment outcomes among Internet users with non-users (controlling for observables) will capture the effect of the additional search induced by the Internet on employment outcomes. However, this introduces a similar selection problem if those who use the Internet are more (less) likely to change employers for reasons unrelated to the Internet, in this case the coefficient will be biased upward (downward).

An additional benefit of comparing Internet users with non-users is that it captures the total net effect of using the internet on employer-to-employer flows, regardless of whether a worker perceives him or herself to be actively searching online (those who communicate by

email with a friend about a potential job lead and then submit applications online may very well be more likely to change jobs as a result of the Internet, but may not answer “yes” to a survey question regarding online job search).

To test whether Internet use is itself associated with a change in the probability of changing employers, we follow workers in the 2001 and 2002 CPS Computer Use Supplements and assess whether the probability of moving from one employer to another employer in the subsequent month (EE) depends on Internet use in the previous month (I) controlling for observed characteristics such as current age, age-squared, marital status, race, education, gender, income, family type, industry and occupation, along with state and year fixed effects. That is, probit regressions were run for:

$$EE_{i,t} = \alpha + \beta I_{i,t} + X_{i,t}\phi + \sum_k \chi_k \text{Occupation}_k + \sum_p \varphi_p \text{Industry}_p + \sum_s \eta_s \text{State}_s + \sum_t \lambda_t \text{Year}_t + \varepsilon_{i,t} \quad (2)$$

where EE=1 if the worker changed employers in the subsequent month, I=1 if the worker uses the Internet, and X is a vector of demographic variables. The parameter of interest is  $\beta$ .

The regression results are reported in Table 6. Column 1 reports the results for the entire sample of those who were employed in the Supplement surveys. The coefficient on Internet represents the change in the probability for a discrete change from no Internet use to using the Internet evaluated at the mean of the dependent variable. The coefficient evaluated at the predicted mean implies that those who use the Internet are 15% more likely to have changed employers the following month.

In addition to individual behavior, the CPS Computer and Internet Use Supplements ask respondents about the use of computers and the Internet by anyone in the household. This allows one to examine Internet use within households that have a computer and those that have Internet access. Among the employed who live in a household with a computer 75% use the Internet and



among those who live in a household with Internet access 83% use the Internet. The last two columns in Table 5 show coefficients that are larger than, albeit not statistically different from, those shown in the first column. Evaluating the effect of Internet use at the mean of the dependent variable shows that Internet use is associated with a 28% increase in job changing among households with computers and among households with Internet access. While the last two columns potentially reduce selection problems at the household level, they also potentially exacerbate individual selection issues.

This section illustrates that the Internet has the potential to affect worker flows in many dimensions. While previous work by Kuhn and Skuterod (2004) showed little affect of the Internet on unemployment duration, this finding relies on the assumption that the Internet had no impact on the flow into unemployment. Stevenson (2007) examines employment flows more fully considering that the Internet may have impacted employment-to-employment flows, as shown here in Table 6, , as well as employment-to-unemployment flows and unemployment-to-employment flows.<sup>14</sup>

## **5. Concluding Remarks**

In the past ten years Internet usage has risen from effectively zero to 70% of the population. This rapid rise in information technology has the potential to dramatically alter labor market outcomes. The Internet is perceived to have made job search more efficient for workers, yet research has lagged popular perception. This paper examines how job search activity has

---

<sup>14</sup> Kuhn and Skuterod (2004) find unemployment durations for Internet job seekers that are similar, or perhaps longer, than those not using the Internet to search for work. Stevenson (2007) finds that this partially reflects a higher probability of an employment to employment spell without having a spell of unemployment.

changed in the wake of the Internet and traces out the effects of using the Internet to search for a job while employed on employment outcomes one month later.

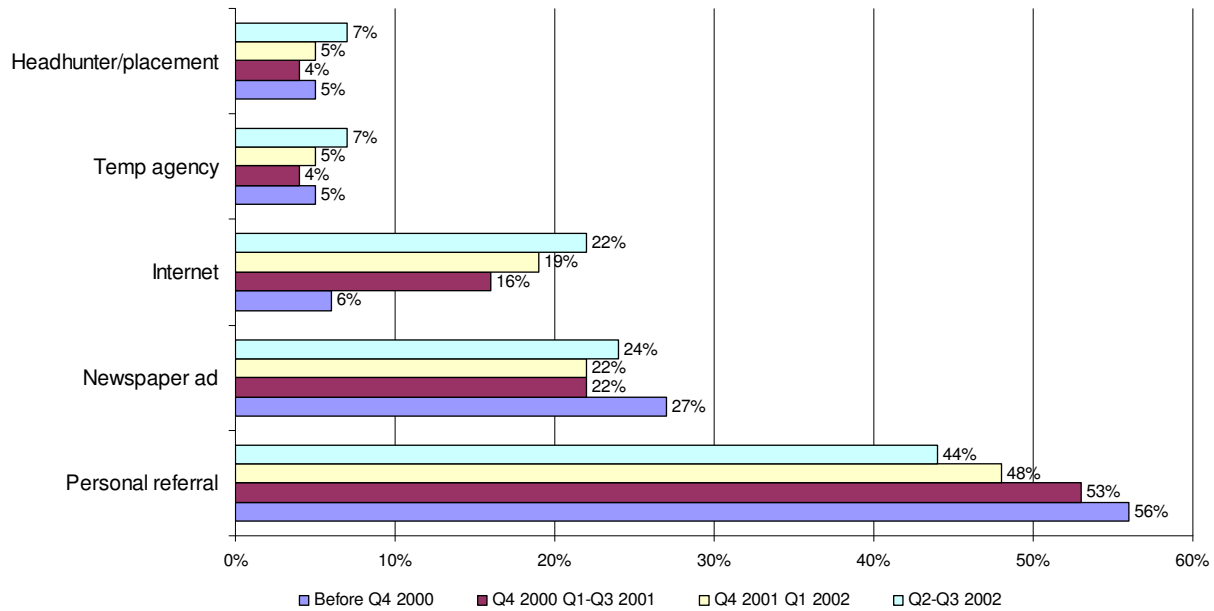
I find that over the past ten years the variety of job search methods used by the unemployed has increased and job search behavior has become more extensive. Furthermore, the Internet has led to reallocation of effort among various job search activities. The unemployed are now more likely to have looked at ads and to have contacted an employer directly, however, there is some evidence the unemployed are becoming more selective about the jobs to which they ultimately apply. Perhaps not surprisingly, increasingly the amount of information available about a given job allows the unemployed to better target their job search activities. While there is little evidence that the unemployed have experienced shorter unemployment durations as a result, the Internet's ability to reduce the cost of on-the-job search may have changed the likelihood that a worker ends up unemployed.

The vast majority of workers using the Internet to gather information about employment are those who are already employed. As such, the Internet provides potentially a large shock to the re-matching market as those currently employed are better able to assess opportunities in the marketplace. This research has shown that workers using the Internet are more likely to leave their current employer and that, compared with traditional on-the-job search, online on-the-job search may increase the rate at which employees change employers—at least in the short run. Employees who are better calibrated about their outside options are not only more likely to change employers, but they are in a better position to negotiate with their current employer. Thus, suggesting that ultimately the Internet may lead to wage compression within occupations.

## References

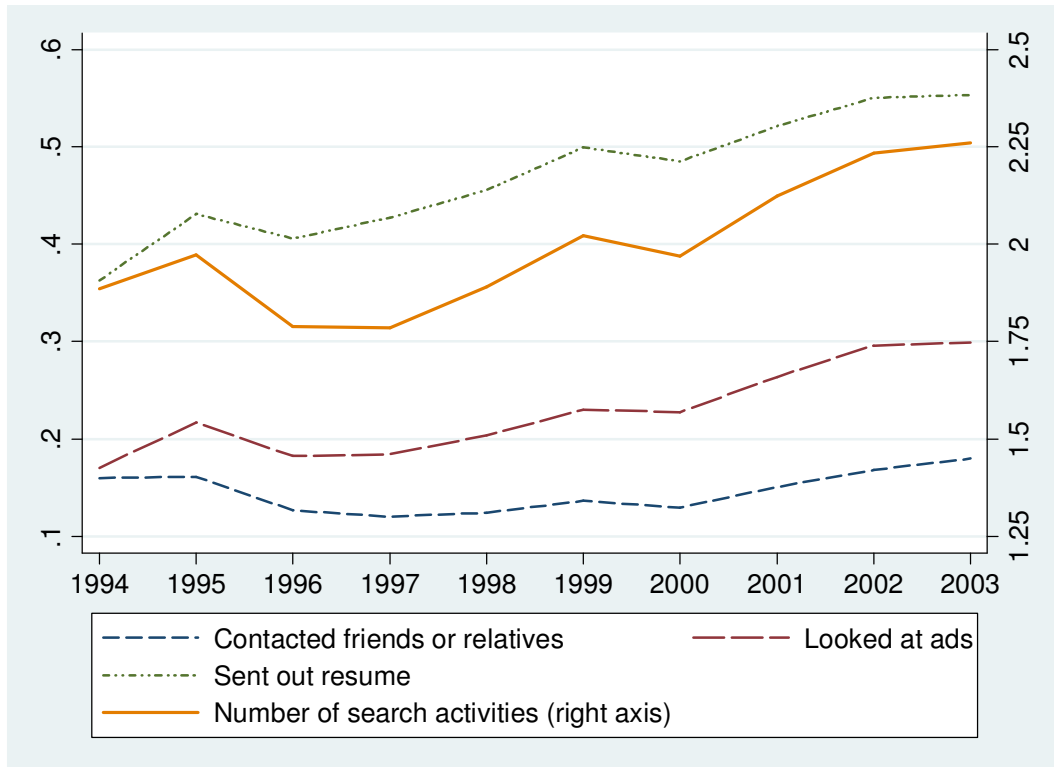
- Autor, David H., Lawrence F. Katz, and Alan B. Krueger. 1998. "Computing Inequality: Have Computers Changed The Labor Market?" *Quarterly Journal of Economics*, vol: 113, no 4, (November), p 1169-1214.
- Autor, David. 2000. "Wiring The Labor Market" *Journal of Economic Perspectives* vol: 15 Issue 1 (Winter) pages: 25-40.
- Blau, D.M. and Robins, P.K. (1990). 'Job Search Outcomes for the Employed and Unemployed', *Journal of Political Economy*, 98, 637-55.
- Brown, Jeffrey and Austan Goolsbee. "Does the Internet Make Markets More Competitive? Evidence from the Life Insurance Industry" *Journal of Political Economy*, June 2002, 110(3), 481-507.
- Fallick, Bruce and Charles Fleischman. "Employer-to-Employer Flows in the US Labor Market: The Complete Picture of Gross Worker Flows." FEDS Working Paper No. 2004-34, May 2004.
- Kuhn, Peter and M. Skuterud. "Internet Job Search and Unemployment Durations". American Economic Review, March 2004, 94(1), pp. 218-232.
- Krueger, Alan B. 2000. "The Internet is Lowering the Cost of Advertising and Searching for Jobs." *New York Times*. (July 20): p. C2
- Lang, Kevin. "Panel: Modeling How Search-Matching Technologies Affect Labor Markets." Presentation to IRPP and CERF Conference on Creating Canada's Advantage in an Information Age, Ottawa, Canada, May 2000.
- Forman, Chris, Avi Goldfarb, and Shane Greenstein. 2002. "Digital Dispersion: An Industrial and Geographic Census of Commercial Internet Use" (October) National Bureau of Economic Research Working Paper #9287.
- Forman, Chris, Avi Goldfarb, and Shane Greenstein. 2003. "How Did Location Affect Adoption of the Commercial Internet? Global Village, Urban Density, and Industrial Composition" (September) National Bureau of Economic Research Working Paper #9979.
- Madrian, Brigitte and Lefgren, Lars. "A Note on Longitudinally Matching Current Population Survey (CPS) Respondents." National Bureau of Economic Research (Cambridge, MA) Technical Working Paper Series No. 247, 1999.
- Stevenson, Betsey "The Impact of the Internet on Worker Flows", manuscript.

**Figure 1: Primary Method Used to Find Current Job**



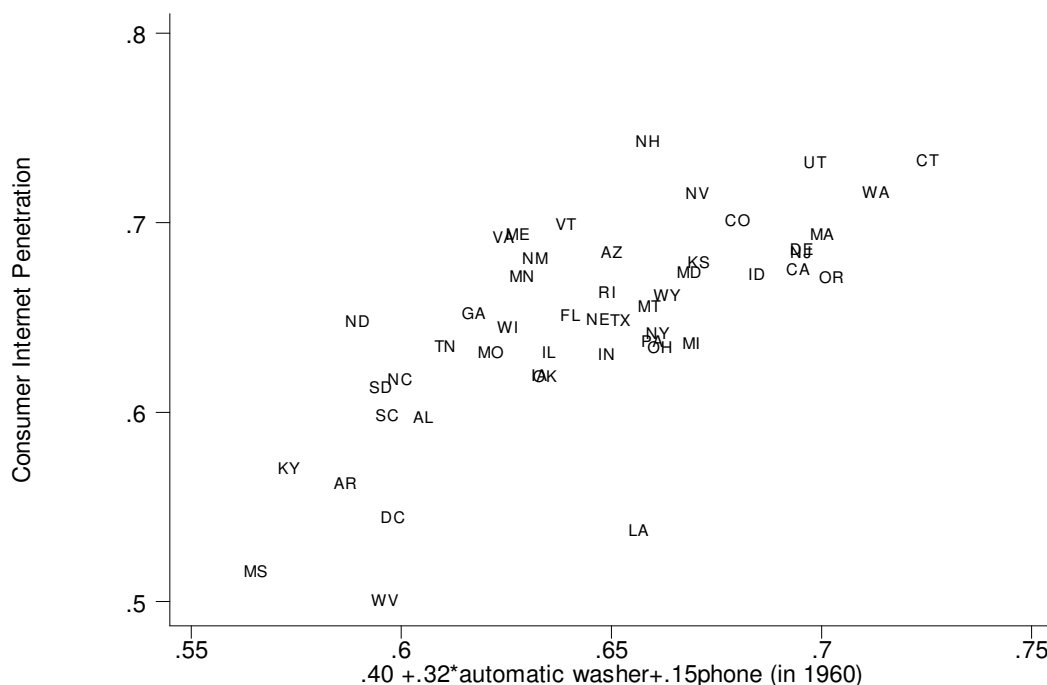
Source: Forrester Research survey (November 2002). Question was only asked to those who were currently employed and use the Internet. Individuals are divided by when they started their current job.

**Figure 2: Job Search Methods of the Unemployed**



Source: Monthly Current Population Statistics annual averages of the job search methods by those who are unemployed and looking for work in the four weeks prior to the interview. National unemployment rate is from the Bureau of Labor Statistics.

**Figure 3: Consumer Internet Penetration Predicted by 1960 Phone and Automatic Washing Machine Ownership Rates**



The graph compares actual online penetration measured in 2000 (shown on the y-axis) with that predicted by the following regression shown on the x axis:

$$\text{Online}_{s, t=2000} = \alpha + \beta \cdot \text{Own Phone}_{s, t=1960} + \delta \cdot \text{Own Automatic Washing Machine}_{s, t=1960} + \varepsilon$$

Source: Online penetration is from Forrester Research's proprietary Technographics Benchmark 2001 data. Online is defined to be "online at least 3 times in the last three months" from any location. Automatic washer and phone penetration data are from the Public Use Micro Sample (PUMS) of the 1960 Census of Population.

**TABLE 1: Online Job Search from 1998 to 2003**

<b>Panel A: Percent Searching for Jobs Online</b>					
	<b>Year</b>	<b>Employed</b>	<b>Unemployed</b>	<b>Not in the labor force</b>	<b>Total</b>
Total Population	1998	7.2	14.0	1.9	5.7
	2001	11.4	31.2	3.3	9.4
	2003	13.7	37.8	4.3	11.5
Those who use the Internet	1998	17.1	52.6	11.2	16.9
	2001	17.2	58.8	9.6	16.9
	2003	19.1	65.1	11.4	19.0
<b>Panel B: Descriptive Statistics: Internet Use and Online Job Search in 2003</b>					
		<b>Employed</b>	<b>Unemployed</b>	<b>Not in the labor force</b>	<b>Total</b>
Percent Online from home		57.3	46.5	33.2	49.2
Percent Online from anywhere		71.7	58.0	37.8	60.3
Proportion of adult population		64.3	3.3	32.4	100
Share of online job searchers		76.8	11.0	12.2	100

Source: Data are from the Current Population Statistics Computer and Internet Use Supplements conducted in December 1998, September 2001, and October 2003. Online are individuals who access the Internet from any location.

**TABLE 2: Percent Searching For A Job Online Among Demographic Groups: 2001**

		Percent Searching for Jobs Online Total Population			Percent Searching for Jobs Online Among those Online		
		Employed	Unemployed	Not in the labor force	Employed	Unemployed	Not in the labor force
<b>Gender</b>	Women	11.8	31.1	3.4	16.8	54.9	9.2
	Men	10.9	28.6	3.1	17.0	54.7	8.5
<b>Race</b>	White	11.2	32.2	3.1	16.2	54.8	8.1
	Black	11.3	20.0	4.2	21.8	52.3	16.9
	Asian	13.9	43.9	5.2	19.8	65.5	10.2
<b>Education Categories</b>	High School	3.2	8.3	1.6	9.5	23.5	6.2
	Drop-Out	6.9	20.1	2.3	13.1	45.7	8.3
	High School	12.6	40.1	5.7	17.1	60.9	11.3
	Graduate	19.3	68.8	5.8	21.6	77.5	9.7
	Some college	16.4	66.6	4.7	17.9	75.2	8.1
	College Post graduate						
<b>Household Income Categories</b>	Less then \$20K	9.2	18.0	2.0	24.2	54.1	12.4
	\$20K to \$40K	11.4	30.4	2.9	21.2	58.7	9.1
	\$40K to \$60K	11.9	32.4	4.4	17.1	48.6	8.5
	Above \$60K	13.9	49.5	5.5	15.3	59.0	7.8
<b>Age Categories</b>	18-25 year olds	16.6	28.7	9.9	24.3	46.8	15.0
	25-30 year olds	19.3	36.0	7.7	27.5	66.0	15.6
	30-35 year olds	14.8	34.7	7.6	20.9	67.7	14.3
	35-40 year olds	11.5	31.0	6.5	16.6	63.1	13.7
	40-45 year olds	10.0	33.5	4.9	14.5	68.2	11.4
	45-50 year olds	8.9	32.8	5.4	13.1	69.6	12.8
	50-55 year olds	6.1	36.2	2.4	9.4	71.2	6.5
	55-65 year olds	4.0	25.7	1.1	7.2	59.1	3.6
	65 year olds	3.1	27.9	.8%	3.9	31.6	1.4

Source: Data are from the Current Population Statistics Computer and Internet Use Supplement September 2001.

**TABLE 3: State Online Penetration Rates**

	Mean	Standard Deviation	Minimum	Maximum
1992	2	1	1	3
1993	4	1	2	7
1994	7	2	4	12
1995	12	3	7	18
1996	20	4	12	27
1997	30	5	19	39
1998	44	5	31	54
1999	56	5	41	65
2000	65	5	50	74
2001	68	5	54	77
2002	70	6	53	80

Source: Online penetration numbers are from Forrester Research's proprietary data where online is defined to be "online at least 3 times in the last three months" from any location. State-year penetration numbers are calculated from 5 years of survey data including retrospective data on how long the respondent had been online. For example, state data for 1999 is calculated by combining current reports in 1999 and retrospective reports in 2000-2003. Data for 1992 and 1993 is interpolated following Goolsbee and Brown (2002): by scaling 1994 online usage by the overall rate of growth of domain names. I applied their scaling to my estimates of 1994 online usage.



**TABLE 4: Job Search Methods: The Effect of the Internet on the Extensiveness of Job Search**

Effect of the Internet on the probability of using each method					
Dependent Variable	Mean	OLS Results		IV Results <sup>#</sup>	
	Column A	Column B	Column C	Column D	Column E
Contacted employer directly	63%	.070*** (.024)	.164*** (.064)	.058** (.025)	.174 (.137)
Contacted public employment agency	21%	.075*** (.021)	-.016 (.060)	.097*** (.022)	.273* (.148)
Contacted private employment agency	6%	.069*** (.011)	-.011 (.028)	.079*** (.011)	-.026 (.065)
Contacted friends or family	13%	.114*** (.019)	-.072 (.049)	.144*** (.021)	.062 (.124)
Sent resume	48%	.097*** (.030)	-.159** (.077)	.144*** (.032)	.212 (.206)
Contacted union or professional org	2%	.011** (.006)	-.016 (.015)	.016*** (.005)	.027 (.031)
Placed ad or answered ad	15%	.105*** (.023)	-.162*** (.050)	.139*** (.024)	-.230** (.109)
Looked at ads	23%	.147*** (.024)	.111 (.070)	.152*** (.026)	.124 (.132)
Other form of active search	5%	.078*** (.010)	.079*** (.026)	.078*** (.010)	.105* (.058)
Number of methods used	2.0	.681*** (.058)	-.090 (.175)	.927*** (.079)	.712* (.413)
<b>Controls</b>					
Current and lagged state unemployment		√	√	√	√
Logged state per capita personal income		√	√	√	√
State demographic characteristics		√	√	√	√
Percent of state workers in large firms		√	√	√	√
State fixed effects		√	√	√	√
Year fixed effects			√		√

\*\*\*, \*\*, and \* indicate statistically discernible from zero at the 1, 5, and 10 percent levels, respectively. Robust standard errors are in parentheses. State-level demographic characteristics include the fraction of the state's total population who are white, married, ages 18-30, ages 30-50, ages 50-65, over age 65, and the share by years of education completed for those with high school, some college, college, and more than college. The percent of state workers in large firms is the percent of the employed who work in a firm with more than 1,000 employees. The first stage of the IV is available in Appendix Table 1. The IV estimates online penetration each year as a function of the year fixed effects interacted with the percent of a state that had telephones in 1960 and the year fixed effects interacted with the percent of a state that had automatic washing machines in 1960. Sources: Job search data reflect annual data from 1994 through 2003 created from the monthly Current Population Statistics by aggregating over 12 months, with the exception of 2003 for which only the first 9 months were available. Online penetration numbers are from come from Forrester Research's proprietary data where online is defined to be "online at least 3 times in the last three months" from any location. State-year penetration numbers are calculated from 5 years of survey data including retrospective data on how long the respondent had been online. Data on online use gathered in December were matched to job search behavior in January through December of the following year.

**TABLE 5: Employment Flows By Previous Months On-the-Job Search Status for Online and Offline Search**

Employment Status One Month Later	2000 & 2001 CPS Computer Supplements		2001 CPS Contingent Worker Supplement	
	No online on-the-job search	Online on-the-job search	No traditional on-the-job search	Traditional On-the-job Search
% of Total Employed in the First Month	88.7%	11.3%	94.4%	5.6%
Same Employer	93.3%	91.2%	95.3%	84.0%
New Employer	2.7%	4.5%	1.8%	9.1%
Unemployed	1.0%	1.9%	0.9%	4.4%
Not in the Labor Force	2.9%	2.4%	2.0%	2.4%

Source: Data for columns 1 and 2 are generated using the August 2000 and September 2001 CPS Computer and Internet Use Supplements matched with the September 2000 and October 2001 monthly CPS, respectively. Data for columns 3 and 4 are generating using the 2001 February Contingent Worker Supplement matched with the monthly March 2001 CPS. Flows represent employment status one month later for those employed in the original supplement month.

**TABLE 6: Probit Estimates of Employer Changes and Internet Use**

Independent Variable	All Workers	Households With Computers	Households With Internet Access
Individual Internet Use Dummy	.003 <sup>***</sup> (.002)	.005 <sup>*</sup> (.002)	.004 <sup>**</sup> (.002)
Pseudo R <sup>2</sup>	.036	.042	.045
Number of observations	88,681	61,136	52,673
Mean of Dependent Variable	.024	.023	.024
Percent Effect of Internet Use on Job Changing Evaluated at X bar	15%	28%	28%

Notes: Each column is a probit regression evaluating the probability that a worker changes jobs between the two months conditional on Internet use in the first month and control variables. The dependent variable =1 if the respondent uses the internet. Coefficients represent the change in the probability for a discrete change from no Internet use to use evaluated at the mean of the dependent variable. Robust standard errors are in parentheses. \*, \*\*, and \*\*\* indicate statistically discernible from zero at the 1%, 5%, and 10% levels respectively. Controls include state and year fixed effects, occupation and industry, and demographics. Demographic controls include age, age squared, marital status, race, family type, income, education, and gender. Source: August 2000 and September 2001 CPS Computer and Internet Use Supplements matched with the September 2000 and October 2001 monthly CPS, respectively.

Appendix Table 1: First Stage: Instrumental Variables Approach

$$Online\ Penetration_{s,t} = \alpha + \sum_t \eta_t Year_t * Phone + \sum_t \eta_t Year_t * Automatic\ Washing\ Machines + \epsilon_{s,t}$$

	Column A	Column B
	First stage without additional controls	First stage with all controls included in second stage
Phone*Year=1995	.015 (.039)	.017 (.041)
Phone*Year=1996	-.009 (.039)	.019 (.044)
Phone*Year=1997	.009 (.039)	.014 (.043)
Phone*Year=1998	.039 (.039)	.009 (.042)
Phone*Year=1999	.239 (.039)	.060 (.054)
Phone*Year=2000	.316 (.039)	.082 (.055)
Phone*Year=2001	.478 (.039)	.108 (.056)
Phone*Year=2002	.502 (.039)	.064 (.057)
Phone*Year=2003	.628 (.039)	.188 (.061)
Washer*Year=1994	.086 (.073)	.088 (.043)
Washer*Year=1995	.076 (.073)	.089 (.042)
Washer*Year=1996	.186 (.073)	.175 (.049)
Washer*Year=1997	.309 (.073)	.273 (.052)
Washer*Year=1998	.510 (.073)	.401 (.068)
Washer*Year=1999	.490 (.073)	.359 (.068)
Washer*Year=2000	.578 (.073)	.386 (.077)
Washer*Year=2001	.536 (.073)	.319 (.088)
Washer*Year=2002	.438 (.073)	.206 (.073)
Adjusted R <sup>2</sup>	.97	.99

Robust standard errors are in parentheses. First stage regression for instrumental variables results presented in Table 4. For control variables included in column 2 see Table 4.

Source: Online penetration numbers are from come from Forrester Research's proprietary data. Telephone and automatic washer data are from the Public Use Micro Sample (PUMS) of the 1960 Census of Population.